



Lancaster County-Wide Communications Annual Comparisons

Year	Fire	EMS	Police	Total Dispatches	911 Calls	Fire % Change	EMS % Change	Police % Change	911 % Change
1975	2,665	4,130	39,362	46,157					
1976	3,482	6,914	49,783	60,179		30.7%	67.4%	26.5%	
1977	3,722	7,689	47,892	59,303		6.9%	11.2%	-3.8%	
1978	3,607	8,891	49,499	61,997		-3.1%	15.6%	3.4%	
1979	3,878	14,942	54,709	73,529		7.5%	68.1%	10.5%	
1980	6,582	19,012	55,510	81,104	83,086	69.7%	27.2%	1.5%	
1981	7,323	19,442	52,433	79,198	89,198	11.3%	2.3%	-5.5%	7.4%
1982	7,194	19,868	47,928	74,990	81,345	-1.8%	2.2%	-8.6%	-8.8%
1983	8,451	23,730	56,349	88,530	85,482	17.5%	19.4%	17.6%	5.1%
1984	9,004	26,088	59,589	94,681	88,672	6.5%	9.9%	5.7%	3.7%
1985	10,295	27,052	60,078	97,425	88,065	14.3%	3.7%	0.8%	-0.7%
1986	11,515	29,510	63,635	104,660	88,833	11.9%	9.1%	5.9%	0.9%
1987	11,786	31,049	69,095	111,930	103,851	2.4%	5.2%	8.6%	16.9%
1988	12,403	32,381	72,301	117,085	112,358	5.2%	4.3%	4.6%	8.2%
1989	12,823	33,006	73,840	119,669	135,847	3.4%	1.9%	2.1%	20.9%
1990	12,501	33,850	80,046	126,397	136,392	-2.5%	2.6%	8.4%	0.4%
1991	15,013	38,821	173,658	227,492	135,890	20.1%	14.7%	116.9%	-0.4%
1992	16,630	46,084	174,830	237,544	142,989	10.8%	18.7%	0.7%	5.2%
1993	19,641	50,064	188,083	257,788	165,842	18.1%	8.6%	7.6%	16.0%
1994	22,055	56,209	269,267	347,531		12.3%	12.3%	43.2%	
1995	21,053	56,893	300,949	378,895	151,444	-4.5%	1.2%	11.8%	-8.7%
1996	21,303	61,591	324,047	406,941	151,512	1.2%	8.3%	7.7%	0.0%
1997	20,758	60,946	327,460	409,164	148,917	-2.6%	-1.0%	1.1%	-1.7%
1998	21,758	62,715	339,241	423,714	152,593	4.8%	2.9%	3.6%	2.5%
1999	21,837	60,597	305,062	387,496	164,995	0.4%	-3.4%	-10.1%	8.1%
2000	20,422	53,608	271,892	345,922	173,150	-6.5%	-11.5%	-10.9%	4.9%
2001	21,595	54,772	278,753	355,120	182,376	5.7%	2.2%	2.5%	5.3%
2002	22,333	66,230	286,175	374,738	192,877	3.4%	20.9%	2.7%	5.8%
2003	24,211	71,880	293,150	389,241	204,603	8.4%	8.5%	2.4%	6.1%
2004	24,144	74,426	301,078	399,648	204,604	-0.3%	3.5%	2.7%	0.0%
2005	23,188	77,182	299,728	400,098	210,518	-4.0%	3.7%	-0.4%	2.9%
2006	24,721	81,886	303,230	409,837	217,333	6.6%	6.1%	1.2%	3.2%
2007	25,982	85,527	302,985	414,494	217,895	5.1%	4.4%	-0.1%	0.3%
2008	24,830	76,142	295,065	396,037	214,723	-4.4%	-11.0%	-2.6%	-1.5%
2009	24,362	70,728	289,423	384,513	211,932	-1.9%	-7.1%	-1.9%	-1.3%
2010	26,370	72,198	295,095	393,663	222,253	8.2%	2.1%	2.0%	4.9%
2011	27,079	74,864	295,128	397,071	236,810	2.7%	3.7%	0.0%	6.5%
2012	23,158	76,501	301,113	400,772	240,195	-14.5%	2.2%	2.0%	1.4%
2013	23,149	75,975	301,772	400,896	233,994	0.0%	-0.7%	0.2%	-2.6%
2014	24,285	76,886	305,906	407,077	245,293	4.9%	1.2%	1.4%	4.8%
2015	23,783	81,223	308,159	413,165	231,151	-2.1%	5.6%	0.7%	-5.8%
2016	24,470	82,458	315,728	422,656	225,302	2.9%	1.5%	2.5%	-2.5%
2017	23,886	85,265	330,540	439,691	214,551	-2.4%	3.4%	4.7%	-4.8%
2018	25,773	84,091	335,497	445,361	214,528	7.9%	-1.4%	1.5%	0.0%
2019	24,232	83,113	338,370	436,233	216,511	1.4%	-2.5%	2.4%	0.9%
2020	20,876	78,824	278,898	378,598	205,229	-13.8%	-5.2%	-17.6%	-5.2%
2021	23,655	91,120	305,263	420,038	165,449	17.0%	4.6%	1.3%	-19.0%
2022	24,584	89,495	308,367	422,446	188,054	3.9%	-1.7%	1.0%	14.0%
2023	25,481	94,413	329,409	449,303	245,184	3.6%	5.5%	6.8%	30.3%

Notes:

1980 Started dispatching Lancaster City Fire

1991 Unysis CAD deployed

1994 Started dispatching Lancaster City Police

1999 Genisis CAD deployed

2008 Forge CAD deployed

2020-2021 911 Calls during COVID

2021 New 911 Telephone System deployed

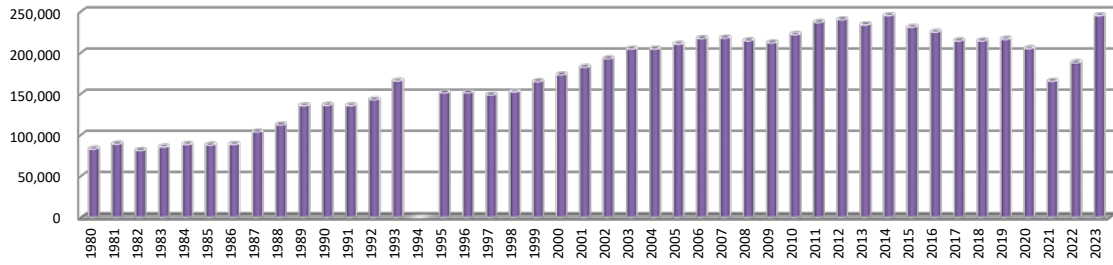
2023 Cutover to State Esinet October 2023



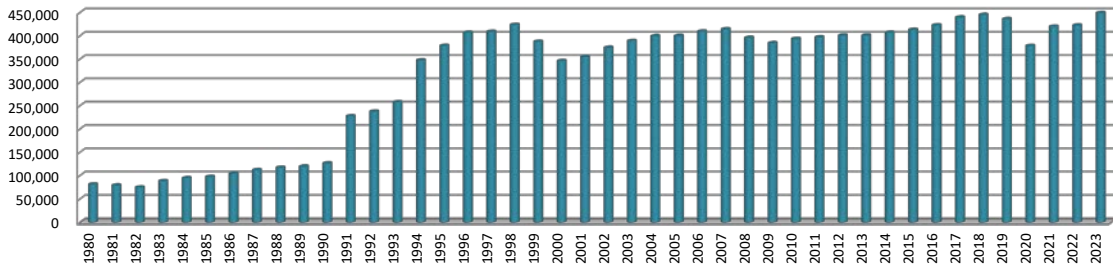
Lancaster County-Wide Communications

Annual Totals

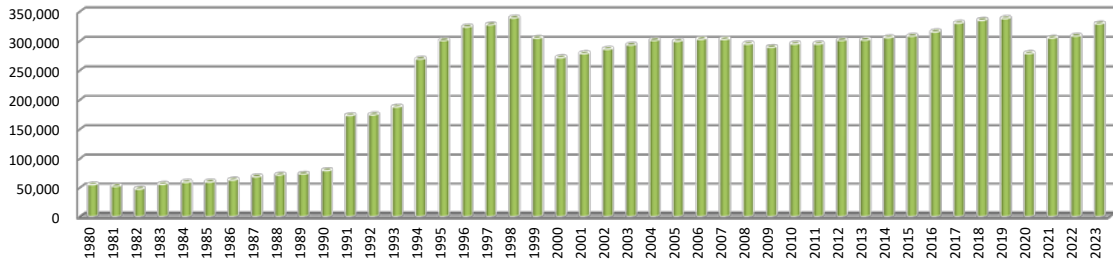
911 Calls



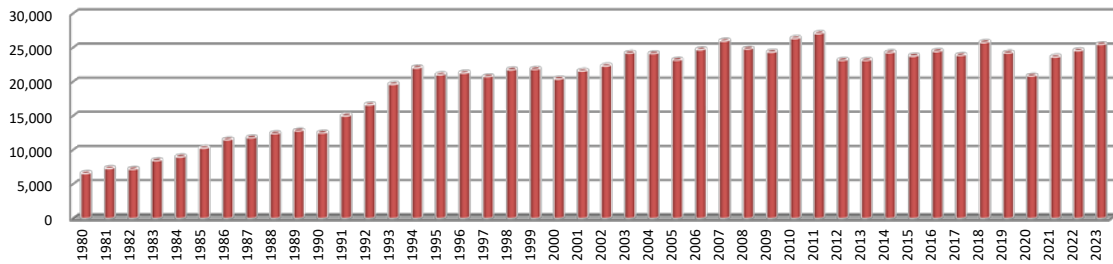
Total Dispatches



Police Dispatches



Fire Dispatches



EMS Dispatches

